

**1**

- 1 1x3 grey Technic beam
- 1 1x3 grey Technic beam
- 1 1x3 grey Technic beam
- 1 1x3 grey Technic beam
- 1 1x3 grey Technic beam

**2**

- 1 1x10 grey Technic beam
- 1 1x10 grey Technic beam
- 1 1x10 grey Technic beam
- 1 1x10 grey Technic beam
- 1 1x10 grey Technic beam

**3**

- 1 1x3 grey Technic beam
- 3 1x3 grey Technic beam
- 1 1x3 grey Technic beam
- 1 1x3 grey Technic beam
- 2 1x3 grey Technic beam

**4**

- 1 1x3 grey Technic beam
- 1 1x3 grey Technic beam
- 1 1x3 grey Technic beam
- 1 1x3 grey Technic beam
- 1 1x3 grey Technic beam

**5**

- 1 1x10 grey Technic beam
- 1 1x10 grey Technic beam
- 5 1x10 grey Technic beam
- 1 1x10 grey Technic beam
- 1 1x10 grey Technic beam

**6**

- 1 1x3 grey Technic beam
- 2 1x3 grey Technic beam
- 1 1x3 grey Technic beam
- 1 1x3 grey Technic beam
- 1 1x3 grey Technic beam
- 2 1x3 grey Technic beam

**7**

- 1 1x10 grey Technic beam
- 4 1x10 grey Technic beam

**8**

- 1 1x10 grey Technic beam
- 2 1x3 grey Technic beam
- 1 1x3 grey Technic beam
- 1 1x3 grey Technic beam

**9**

- 1 1x3 grey Technic beam
- 1 1x3 grey Technic beam

**10**

- 1 1x10 grey Technic beam
- 4 1x10 grey Technic beam

**11**

- 1 1x10 grey Technic beam
- 2 1x3 grey Technic beam
- 1 1x3 grey Technic beam
- 1 1x3 grey Technic beam

**12**

- 1 1x3 grey Technic beam
- 1 1x3 grey Technic beam

**13**

- 2 2x3 grey Technic beam
- 2 2x3 grey Technic beam
- 2 2x3 grey Technic beam
- 4 1x3 grey Technic beam
- 4 1x3 grey Technic beam

**14**

- 2 1x3 grey Technic beam

**15**

- 1 1x3 grey Technic beam
- 4 1x3 grey Technic beam
- 1 1x3 grey Technic beam
- 2 1x3 grey Technic beam

**16**

- 2 1x3 grey Technic beam
- 2 1x3 grey Technic beam
- 1 1x3 grey Technic beam
- 1 1x3 grey Technic beam
- 4 1x3 grey Technic beam
- 1 1x3 grey Technic beam

**17**

- 1 1x3 grey Technic beam
- 2 1x3 grey Technic beam
- 1 1x3 grey Technic beam
- 4 1x3 grey Technic beam
- 2 1x3 grey Technic beam

**18**

- 2 1x10 grey Technic beam
- 2 1x10 grey Technic beam

**19**

- 2 1x10 grey Technic beam
- 2 1x10 grey Technic beam
- 2 1x10 grey Technic beam

**20**

- 1 1x10 grey Technic beam
- 4 1x10 grey Technic beam
- 4 1x10 grey Technic beam

**21**

- 1 1x10 grey Technic beam
- 2 1x10 grey Technic beam
- 2 1x10 grey Technic beam
- 1 1x10 grey Technic beam
- 1 1x10 grey Technic beam
- 1 1x10 grey Technic beam

**22**

- 1 1x10 grey Technic beam
- 1 1x10 grey Technic beam
- 6 1x10 grey Technic beam
- 2 1x10 grey Technic beam
- 3 1x10 grey Technic beam
- 1 1x10 grey Technic beam

**23**

- 4 1x3 grey Technic beam
- 3 1x3 grey Technic beam
- 1 1x3 grey Technic beam
- 1 1x3 grey Technic beam
- 1 1x3 grey Technic beam
- 1 1x3 grey Technic beam

**24**

- 1 1x10 grey Technic beam
- 2 1x10 grey Technic beam
- 1 1x10 grey Technic beam
- 1 1x10 grey Technic beam

**25**

- 1 1x10 grey Technic beam
- 3 1x10 grey Technic beam

**26**

- 2 1x10 grey Technic beam
- 2 1x10 grey Technic beam
- 3 1x10 grey Technic beam
- 2 1x10 grey Technic beam
- 1 1x10 grey Technic beam

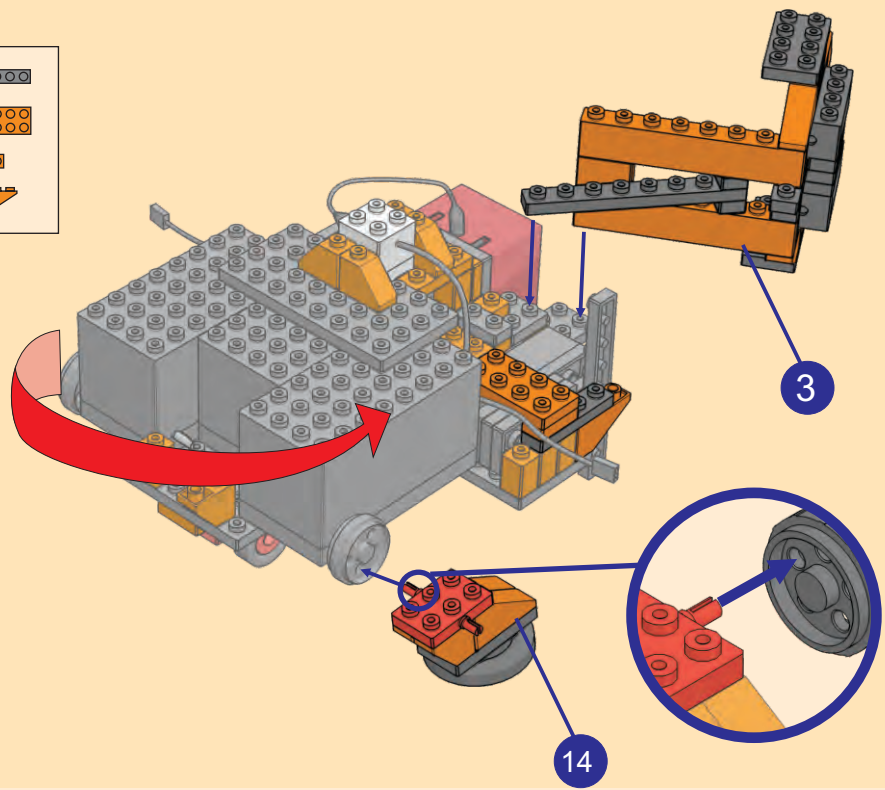
**27**

- 1 1x10 grey Technic beam
- 2 1x10 grey Technic beam
- 1 1x10 grey Technic beam
- 2 1x10 grey Technic beam
- 2 1x10 grey Technic beam
- 1 1x10 grey Technic beam

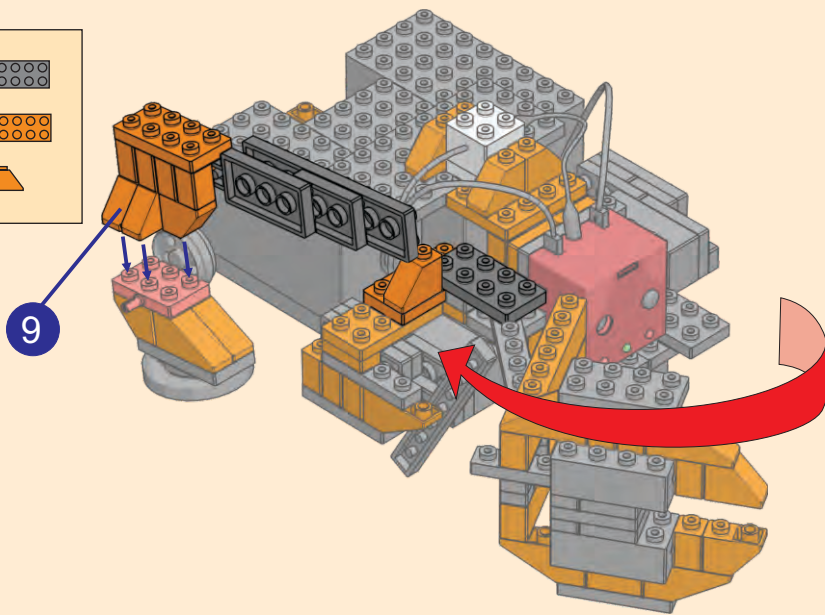
**28**

- 1 1x10 grey Technic beam
- 1 1x10 grey Technic beam
- 3 1x10 grey Technic beam

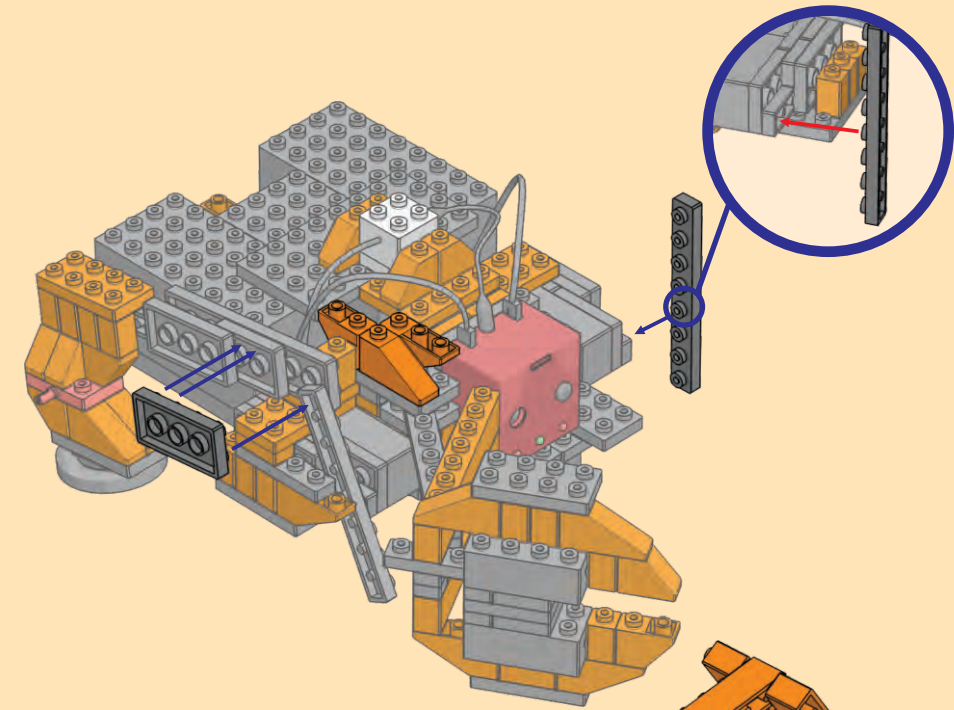
- 29
- 1
  - 1
  - 1
  - 1



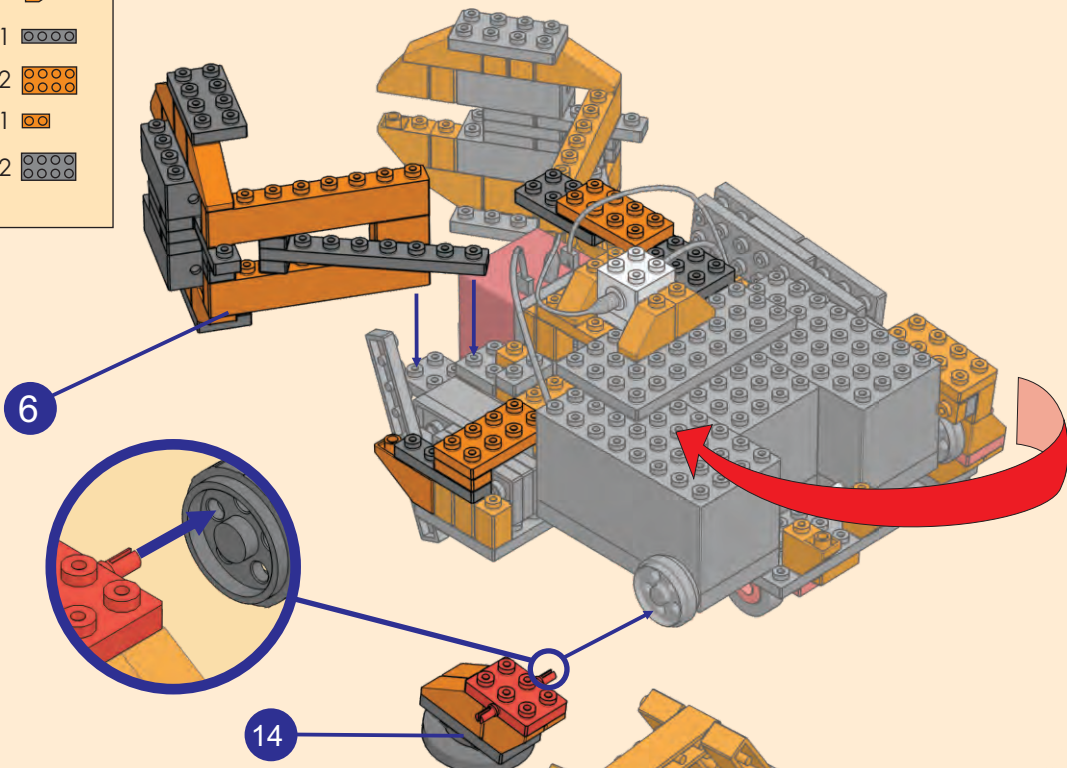
- 30
- 1
  - 1
  - 1



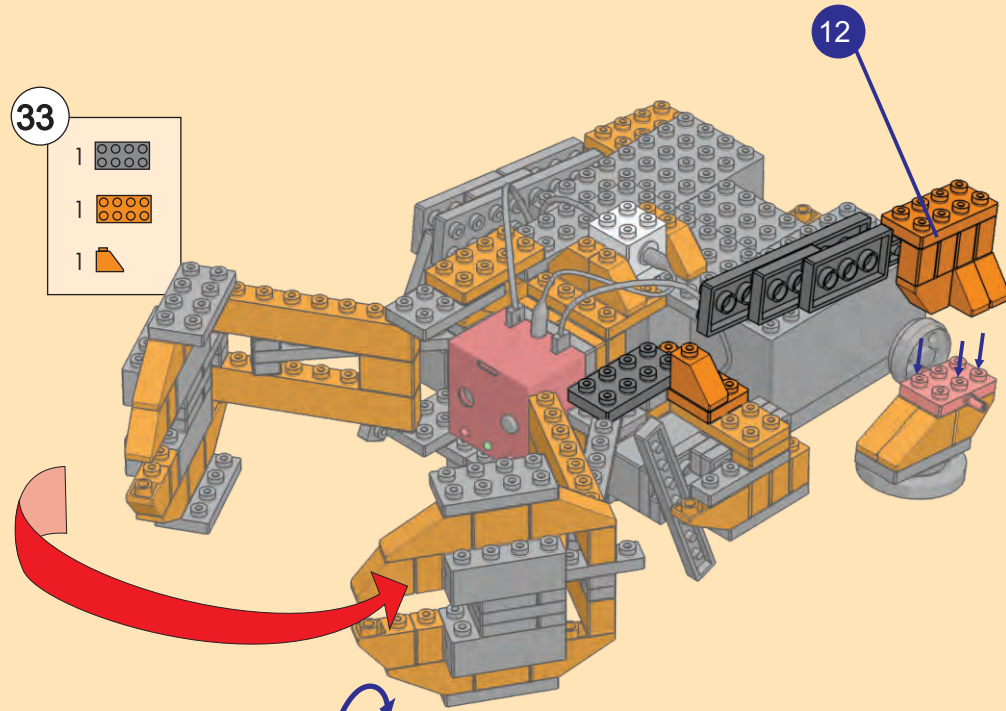
- 31
- 1
  - 1
  - 1
  - 1
  - 1



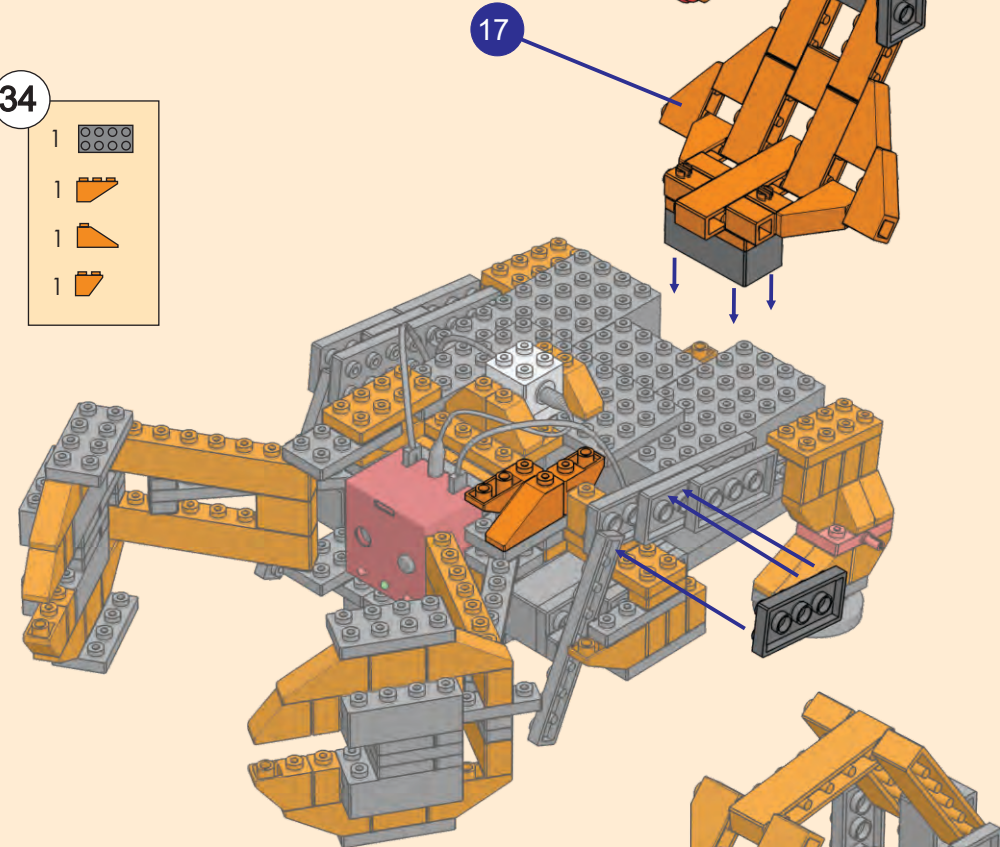
- 32
- 1
  - 1
  - 2
  - 1
  - 2



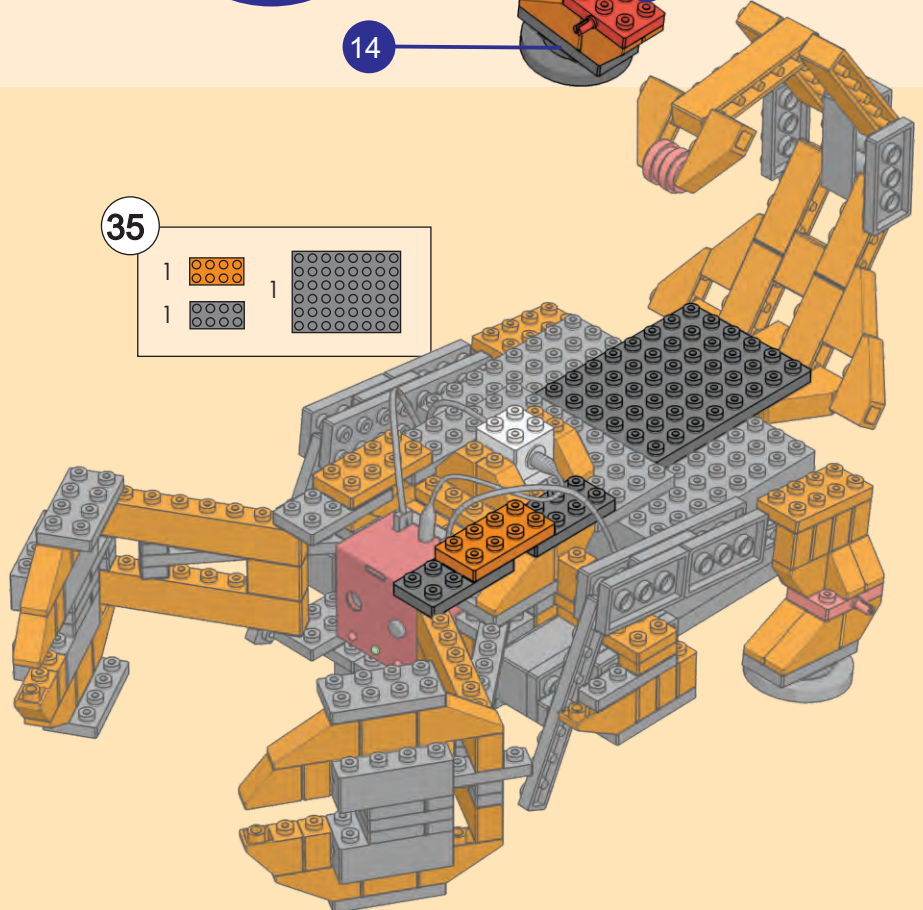
- 33
- 1
  - 1
  - 1



- 34
- 1
  - 1
  - 1
  - 1

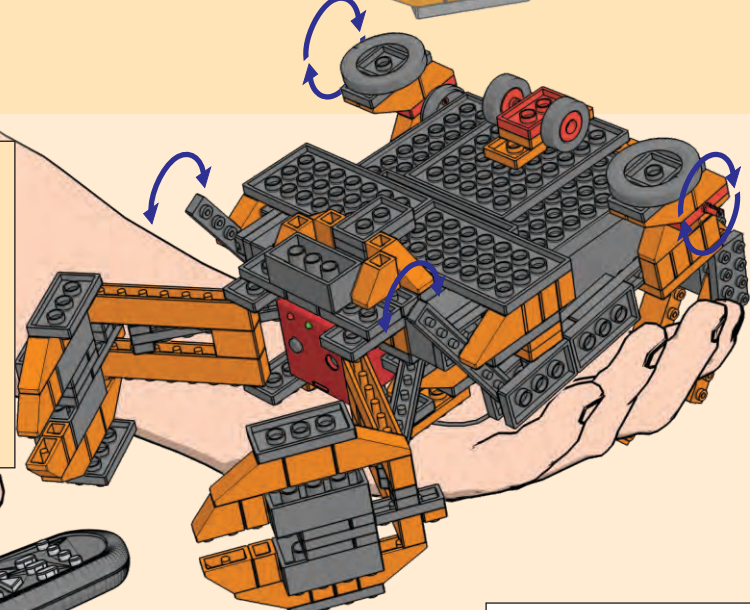


- 35
- 1
  - 1
  - 1
  - 1

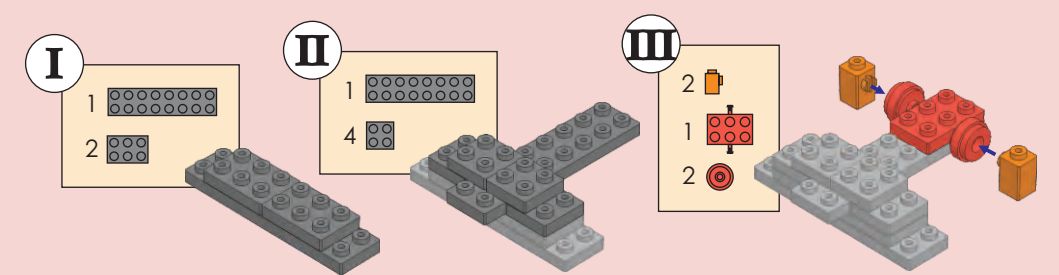


36

Antes de comenzar a utilizar el juguete debe activarse sin carga alguna durante unos momentos.



Accesorio amplificador de sensor de tacto



37

2

Forma de trabar las pinzas para mejorar el arrastre de objetos

